

Flex-Based Learning

A Program to Foster Scientific Creativity in Schools

Wolfgang Aschauer¹, Kurt Haim²

DI Dr. Wolfgang Aschauer, physical didactic department, PH Upper Austria

Prof. Dr. Kurt Haim, chemical didactic department, PH Upper Austria

Flex-Based Learning	1
<i>The theory.....</i>	<i>2</i>
<i>Scientific Creativity</i>	<i>3</i>
<i>Divergent Thinking</i>	<i>3</i>
<i>Original Association and Bisociation</i>	<i>4</i>
<i>Analogical Thinking</i>	<i>4</i>
<i>Metacognition and Personality Traits</i>	<i>5</i>
<i>Strategy of implementation</i>	<i>5</i>
<i>The FLEX-BASED LEARNING Program</i>	<i>5</i>
<i>Shorty & Flexy</i>	<i>6</i>
<i>Thinkflex.....</i>	<i>7</i>
<i>Flexperiments.....</i>	<i>8</i>
<i>Clustering & WoSeCo</i>	<i>9</i>
<i>Set-up conditions</i>	<i>11</i>
<i>Models conclusion and recommendations</i>	<i>11</i>
<i>Research Results about the Effectiveness of FBL.....</i>	<i>11</i>
<i>How do learners feel about it?</i>	<i>12</i>
<i>How do educators feel about it?</i>	<i>13</i>
<i>More information.....</i>	<i>13</i>
<i>Example</i>	<i>14</i>
<i>Introduction</i>	<i>14</i>
<i>References</i>	<i>15</i>

The theory

In a world of increasing globalization and technological progress young people must learn to solve real problems for which there are no ready-made strategies to shape tomorrow's world in an innovative, resource-conserving, and sustainable way (*Kind & Kind, 2007; Marope et al., 2017*). Therefore, in many curricula, the so-called 21st Century Skills (*Partnership for 21st Century Skills, 2015*), which include for example creativity, critical thinking and problem-solving, are anchored.

Especially in the field of gifted education, the call to promote creativity is becoming louder and louder. Gifted learners exhibit exceptional intellectual abilities as well as a high level of curiosity. Fostering their scientific creativity strengthens their ability to critically evaluate information, make connections between different concepts and develop novel approaches to challenges. This enables them to tackle complex problems with confidence and ingenuity.

To foster learners' creative problem-solving skills and to transform schools into innovative think tanks and maker spaces, a team of researchers and educators at the University of Education Upper Austria, led by Kurt Haim and Wolfgang Aschauer, established the SCHOOL OF CREATIVE SOLUTIONS (SCS) as an international school network for creative problem-solving. For implementation in schools, SCS comprises two special learning and teaching programs – FLEX-BASED LEARNING (FBL) & INNOVATIVE FOCUS (InFOCUS) – including together a bundle of over 20 techniques.

The FBL program (*Haim & Aschauer, 2022*) was developed specifically for STEM subjects to promote aspects of scientific creativity like divergent thinking. Because this program does not only promote flexibility, in future the program will be called SCIP (Scientific Creativity in Practice).

The InFOCUS program was designed to foster learners to challenge realistic problems. Therefore, this program trains learners not only in different creativity techniques, but also in creative project management.

The SCS is intended to be a platform for all those who are firmly convinced that school can be much more than a place of pure knowledge transfer. School should be a place of creative work and problem solving. The visions of the SCS are:

- Learners who face the challenges of the future with optimism and self-confidence.
- Educators who can initiate innovative processes in the school.
- Schools who establish themselves as a think tank and maker space for the challenges in the context of the "Sustainable Development Goals".

Scientific Creativity

The concept of scientific creativity is significantly influenced by Guilford and Torrance and can be interpreted as a domain-specific creativity that includes both domain-specific and general creativity competencies (*Hadzigeorgiou et al., 2012; Hu & Adey, 2002*).

Scientific Creativity	
Domain-Specific Competencies	General-Creativity Competencies
Generating Hypotheses	Divergent Thinking
Testing Hypotheses	Association & Bisociation
Problem solving	Imagination
etc.	etc.

TAB. 1: CONCEPTUALIZATION OF SCIENTIFIC CREATIVITY

Both parts are closely linked and mutually dependent on each other. For example, divergent thinking, (i.e., finding different solutions to a problem) succeeds most effectively if one also has the corresponding domain-specific knowledge and skills. Conversely, one can only discuss processes at the particle level without a certain degree of imagination. That means that when you promote scientific creativity, you also help the young people to build and strengthen their basic knowledge at the same time.

Domain-Specific Competencies

Creative work and ideas arise from the variation and recombination of existing knowledge elements in new patterns (*Benedek & Fink, 2019*). Therefore, knowledge of subject-specific concepts and their relationships as well as adequate skills, like the ability to formulate or test hypotheses are the basic prerequisites for creativity (*Huang et al., 2017*).

General-Creativity Competencies

General-creativity competencies include various cognitive skills such as divergent thinking, association and bisociation, analogical thinking, imagination, or metacognition (*van de Kamp et al., 2015, Hadzigeorgiou et al., 2012; Hu & Adey, 2002; Kind & Kind, 2007*).

Divergent Thinking

The American psychologist Paul Guilford (1956) first introduced the term divergent thinking as a counterpart to convergent thinking. For him, divergent thinking was one of the most essential prerequisites for creative achievements, because with divergent thinking it is possible to generate many original solutions.

Convergent thinking is important and helps us to classify and to categorize our world. Convergent thinking is fact-oriented and enables us to classify statements into right or wrong. We think convergently when our brain searches for a single correct solution.

In contrast to convergent thinking, divergent thinking is characterized by cognitive processes in which a problem is analysed from different perspectives (*Kaufman et al., 2008*). In this way, not only a solution is considered. It enables us to generate a wide variety of ideas. Especially in the context of scientific creativity, divergent thinking is therefore an important indicator of the creative problem-solving potential (*Runco & Acar, 2012; Huang et al., 2017*).

To measure the ability of divergent thinking it is common to distinguish between fluency, flexibility, and originality (*Runco, 1999*):

- Fluency - this refers to the total number of named ideas.
- Flexibility - this refers to the number of different categories to which the ideas can be assigned.
- Originality - this indicates how many of the named ideas are surprising and outside the expected range.

For creative achievements, the interplay of both ways of thinking, convergent as well as divergent, is crucial. Why is an interplay between convergent and divergent thinking so important for creative performance? The answer derives from the definition of creativity as the combination of different fields of knowledge into new patterns. For knowledge generation, convergent thinking plays a central role. Divergent thinking is necessary to link or recombine different content areas in a creative way.

Original Association and Bisociation

Original association refers to the combination of terms from a domain. In other words, the ability to recombine a wide variety of terms within a domain to form meaningful units. Bisociation is the linking of two very different and distant concepts and requires the skills of conceptual combination (*Koestler, 1964; Ward et al., 1997*). Both original associations and bisociations are elementary components of cognitive processes, and bisociation in particular is necessary as an essential factor for creative problem-solving (*Benedek et al., 2020*).

Analogical Thinking

Analogies aim at comparing different concepts and finding similarities between them. The ability to draw on a familiar analogous concept plays an important role in the learner's learning process. Analogical thinking makes it possible to transfer the structure of an unfamiliar domain to a familiar content. Only by abstracting the essential features and considering the limits of abstraction a deeper understanding of a complex concept can be achieved (*Arnold & Millar, 1996*). In addition, the use of analogies in the classroom increases learners' self-efficacy in learning new content as well as memorization in recalling features of a concept. Analogies are helpful in creative problem-solving because they allow similarities between two problems to be identified and proven strategies to be applied to the new problem (*Condell et al., 2010*).

Imagination and Fantasy

In psychological research, imagination or "seeing with the mind's eye" is a term with a broad definition (*Kind & Kind, 2007*). In general, it refers to the ability to mentally detach oneself from the current time, place, and circumstances. Only then is it possible to think about what might have been, to plan for the future, and to create fictional worlds (*Taylor, 2011*). According to this definition, imagination is not only the construction of images. The concept also includes the formation of internal ideas or scenarios. For both scientists and learners, imagination is an essential prerequisite for scientific creativity and a necessary learning tool to access the world of atoms, molecules, field lines, and other scientific concepts (*Hadzigeorgiou et al., 2012; Kind & Kind, 2007*).

Metacognition and Personality Traits

Metacognition means to be able to reflect on one's own cognitive processes and actions on a meta-level and includes both knowledge elements and specific skills (*Pacheco & Herrera, 2021*). Especially in fostering learners' creativity in the classroom, metacognition has a clear positive impact (*van de Kamp et al., 2015*). In the context of scientific creativity metacognition includes for example:

- Knowledge of what characterizes divergent thinking.
- Knowledge about which thinking styles are necessary in the different problem-solving phases.
- Knowledge about what personality traits characterize creative people.
- Reflection on one's own performance in terms of fluency and flexibility of the generated ideas.
- Assessment of personal strengths and weaknesses in creative processes.

In addition to metacognition, various personality traits are also important for creative achievements, like curiosity, persistence, openness, and tolerance for failure (*Feist, 2010; Kozbelt et al., 2010; Selby et al., 2005*).

Strategy of implementation

The FLEX-BASED LEARNING Program

Based on the concept of scientific creativity we designed the FBL program for STEM subjects. Scientific creativity comprises several creative skills and metacognition. Therefore, the FBL program not only includes different techniques for the individual creativity competences, but also three tools for metacognition (see Table 2).

Techniques	Emphasis on Scientific Creativity
Shorty & Flexy	Metacognition about fluency, flexibility & originality
Be a COMET!	Metacognition about own creative personality traits
Role Models	Metacognition about the own role in team processes
Thinkflex	Divergent thinking & metacognition
Flex-Experiments	Divergent thinking & metacognition
Clustering	Original association
WoSeCo	Original association
Live Act	Imagination, bisociation & metacognition
Visual Analogy Training	Analogical thinking, imagination & original association

TAB. 2: FBL TECHNIQUES AND THEIR EMPHASIS

The term *flex* stands for flexibility, one of the three important factors for divergent thinking, which is also particularly important for coping with real-world problems (*Runco, 2004*). Some of the FBL tools will be briefly described in the following sections. More information about FLEX-BASED LEARNING and the individual tools can be found in Haim & Aschauer (2022).

Shorty & Flexy are two imaginary figures supporting learners to reflect and to analyse their ideas and thoughts.

In order to be able to discuss this metacognition element at learners' level, we use the brain as a library analogy with the books representing all our knowledge and experiences. And the thinking processes are represented by two imaginary actors called *Shorty & Flexy*.



FIGURE 1: SHORTY & FLEXY FOR METACOGNITION ABOUT ONE'S THINKING STYLES

Shorty can be characterised as:

- He is convenient and promptly provides you with obvious solutions.
- He provides a routine so that you can quickly make a decision.
- His ideas are tried and tested in everyday life, but not creative.

Therefore, Shorty is incredibly important to manage our daily life. With the help of his routine, we can generate solutions without much energy effort. However, Shorty stands for small-minded thinking and does not help us to develop original ideas.

Flexy can be characterised as:

- He gives you creative ideas.
- He needs a little longer for ideation.
- He loves to consider other perspectives, using the "perspective check".

Flexy stands for original thinking, who likes to take effort to break out of the expected frame. It helps us to break out of routine, to find original ideas. We therefore need it especially for brainstorming.

In order to be able to work effectively with Flexy during brainstorming, we have developed the Perspective Check for learners (see Figure 2).

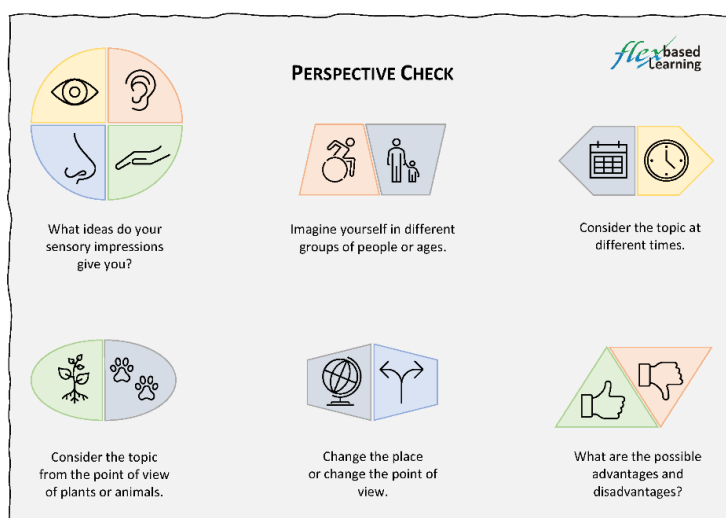


FIGURE 2: PERSPECTIVE CHECK

The *Perspective Check* covers all the important thinking styles and guides the learners from one perspective to another, asking them:

- What ideas do your sensory impressions give you?
- Put yourself in the shoes of different people or age groups.
- Look at the topic from the point of view of plants or animals.
- Change the place or change the point of view.
- What advantages and disadvantages can arise?

Thinkflex

Thinkflex is a tool to promote divergent thinking in the classroom. The name *Thinkflex* is derived from the two words think and flexibility. Therefore, *Thinkflex* is an invitation to the pupils to think flexibly, i.e. to expand their own way of thinking in all directions. The challenge in *Thinkflex* tasks is to generate as many and as different answers as possible. For this to succeed, the task should always be viewed from a wide variety of perspectives.

All *Thinkflex* tasks are linked to the contents of the curriculum of the respective subject and cover the typical subject-specific competencies. As an example, some thinking flex types for science subjects are given in table 3:

Typ	Example
Asking questions	What questions can you think of about a candle flame?
Finding causes of errors	The table salt does not dissolve in water - Why?
Findings Possibilities	How can the humidity in the laboratory be increased?
Recognizing consequences & implications	What would be the consequences of a complete phase out of fossil fuels?
Recognizing advantages & disadvantages	What are the advantages and disadvantages of fireworks?
Finding Uses	What can you do with a robot that can jump 30 meters high?

TAB. 3: TYPES OF THINKFLEX

Procedure of a Thinkflex

As with several other FBL techniques, a *Thinkflex* is done according to the Listen-Think-Pair-Share cycle (Lyman, 1981). This setting offers a perfect condition for creative work, as there is a balance between individual and group work. The learners are encouraged to:

- Listen – listen carefully to the task
- Think – think about the task alone
- Pair – discuss the individual answers in small groups
- Share – share the results with the class

In a *Thinkflex*, the Listen-Think-Pair-Share cycle is realised as follows:

1. **Task:** Learners are given a worksheet. This worksheet provides the tasks and guides the learners through the different phases of the work. After the learners have carefully read the problem statement, they should imagine the problem and possibly make a sketch of it. This step should primarily provoke learners' imagination.
2. **Brainstorming:** Now the learners should come up with ideas regarding the task and note them on the worksheet. In order to be able to generate as many different ideas as possible, they are asked to work with the perspective check. This phase should last about 3 minutes. It is very important that learners work individually in this first brainstorming phase because this way they are not influenced or disturbed by the ideas of other learners.
3. **Exchange:** In this third phase the pupils present and discuss their ideas within the group. In addition, they also think about other possible answers within the group.
4. **Presentation & Discussion:** At the end, the learners present their group results to the whole class. The educator moderates and reflects together with the learners the flexibility and originality of the answers using Shorty & Flexy. At the end, a joint collection of ideas should be created.

Flexperiments

The term *Flexperiments* stands for **flexible** solution-orientated **experiments**. In *Flexperiments* an open-ended task should be solved in many different ways. The main goals are:

- Fostering divergent thinking and action
- Promotion of Learners' fault tolerance
- Support learners' team competences
- Increase learners' self-efficacy in problem solving
- Breaking learners' functional fixedness

As with *Thinkflex* the tasks of *Flexperiments* are linked to the contents of the curriculum of the respective subject. The *Flexperiments* for science subjects can be divided into different types (see Table 4):

Check hypotheses	Check sources of error
Separate substances	Synthesize substances
Implement possibilities	Identify features

TAB. 4: SOME TYPES OF FLEXPERIMENTS

The procedure of a *Flexperiment*

Flexperiments are usually carried out at the end of a subject area because learners should have the necessary content knowledge and skills. According to Listen-Think-Pair-Share cycle, the procedure of *Flexperiments* is:

1. **Task:** Learners are given a worksheet with the problem statement.
2. **Brainstorming:** First, the learners brainstorm individually and note their ideas. In this "Brainstorming – unlimited" they can assume that they have enough time and any materials they want. In a second step, the learners are informed that only certain materials are available for problem solving. Therefore, the "Brainstorming for implementation" starts, in which they individually think about ideas, considering the offered materials.

3. **Exchange & Decision:** In small groups the learners exchange their ideas, and they decide which ideas they will implement.
4. **Implementation:** Now the learners implement their ideas and note their results or observations.
5. **Presentation & Discussion:** Finally, all groups present their solutions in the class and discuss about difficulties that encountered and suggestions for improvement. Afterwards together a collection of creative solutions is created.

Remarks on Flexperiments

For implementation the learners mainly can use everyday objects. The reason for this is that we want to promote the critical thinking style. Since many solutions are often only possible if the materials are misused by breaking the provided materials' functional fixedness (*Duncker, 1945*). This is significant because functional fixedness often hinders problem-solving (*Anderson, 2005*).

For several reasons, it is important that learners think of several different ways to solve the problem:

- The first solution is obvious and only requires convergent thinking.
- Divergent thinking is needed for more solutions.
- As the number of solutions increases, so does the originality.
- Every solution has advantages and disadvantages.
- They are prepared against failure. If a solution doesn't work, they have alternatives.

Clustering & WoSeCo

Clustering and *WoSeCo* are techniques that are used in the FBL program to support the development of adequate content knowledge on the one hand and to promote associative thinking as well as verbal fluency on the other.

Clustering

The main goals of *Clustering* are:

- Supporting learners to structure the contents of a subject area.
- Promoting learners to correctly interpret and assign technical terms.
- Preparing learners to effectively cope other tasks like *WoSeco* or *Cluster Cocktail*.

Clustering can be used in the classroom in three different ways. To distinguish between the different forms, three distinct terms are used:

- Structured Clustering
- Stormy Clustering
- Hurricane Cluster

Structured Clustering

Learners collect all the terms of a topic and record them written in the form of a cluster.

In figure 3 an example of *Structured Clustering* is presented. In the middle is the central term, in this case "AIR". Then, starting from the middle, other terms that come to mind are noted. Each term can become the starting point for another term.

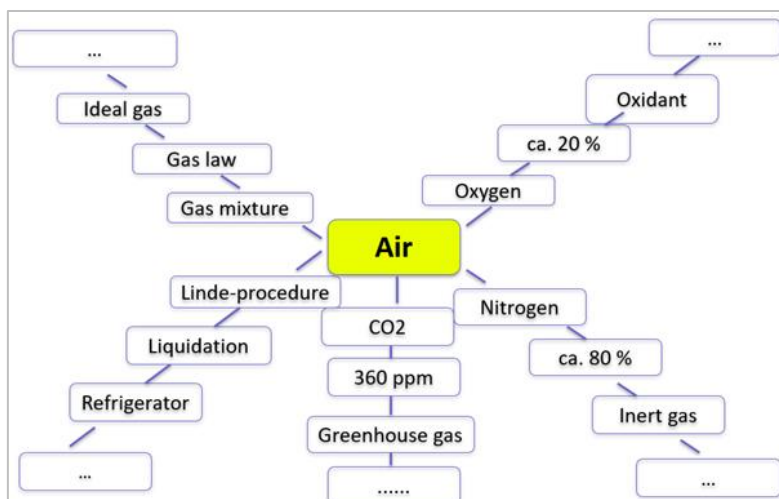


FIG. 3: EXAMPLE OF A STRUCTURED CLUSTERING

A *Structured Clustering* can be done in different social forms. The learners can do it by themselves or in groups. But it also possible that the educator creates a *Structured Clustering* together with the whole class.

Stormy Clustering

A *Stormy Clustering* is one of the verbal forms of clustering. The learners are asked to name as many words as possible in 2 minutes that come to mind intuitively for a particular topic.

1. The learners line up in pairs.
2. The educator sets the topic and limits the verbal clustering to a certain time (e.g., 2 minutes).
3. One learner of each pair now names as many terms regarding to the given topic. This should be done as fluidly as possible without pauses
4. The counterpart counts all the terms mentioned.

Hurricane Cluster

A *Hurricane Cluster* is also a verbal form of clustering and proceeds similarly to a *Stormy Clustering*. However, not only one learner of each pair names terms, but both of them name terms, like in a ping-pong play.

WoSeCo

WoSeCo is an acronym that stands for word-sentence constructions. It is a tool for training original associations, which means linking terms from different chapters or topics of a subject.

The procedure of a *WoSeCo* is:

1. Two learners sit or stand opposite each other.
2. The educator gives a starting sentence with a technical term.
3. One of the learners picks up the technical term and combines it with a new technical term to form a new correct sentence.
4. The partner now picks up the new technical term and combines it again with another technical term to form the next sentence.
5. These sentence formations are now continued alternately for as long as possible!

In the following an example of a *WoSeCo* form chemistry is presented. It begins with the technical word “METALS”. A brief explanation of the legend: The technical term to be built upon is always underlined and the added technical term is shown in bold.

- Metals are found on the left-hand side of the **periodic table**.
- The elements are ordered in the periodic table according to the **number of protons**.
- An element with the proton number 26 is **iron**.
- Iron can **oxidise** quickly.
- **Oxygen** is responsible for the oxidation.
- Etc.

The implementation in the class can be carried out in different variants. It can be done as a “single” *WoSeCo* with oneself, as a “partner” *WoSeCo* between two or more learners, and between educator and learner. Thereby, the it can be performed as a written, verbal or digital *WoSeCo*.

Set-up conditions

Normal science classes with material.

Models conclusion and recommendations

Research Results about the Effectiveness of FBL

To investigate the effectiveness of the FBL program, we have conducted several studies since 2018 in which more than 2000 pupils participated. As a diagnostic tool the DPAS test (Aschauer *et al.*, 2022) was used. DPAS stands for *Divergent Problem-Solving Ability in Science*. The term *divergent problem-solving* highlights that the focus of the test relies on the ideation phase, where different solutions should be found for a given problem.

In our intervention studies we use a two-group repeated measures design. So, the learners are tested at the beginning and the end of the school year. In the control group, no specific techniques were used to promote divergent problem solving or SC. In the intervention group, educators carried out several FBL interventions during the school year, on average about 10 interventions.

For operationalisation of creativity, we count the number of ideas for the fluency score and we count how many different categories are covered by these ideas for the flexibility score. Based on both scores the Creativity Quotient (CQ) was calculated as a composite creativity score including both, fluency and flexibility, but with more weight on flexibility (Snyder *et al.*, 2004).

All our studies showed that the divergent problem-solving ability regarding to the CQ score significantly increases in the intervention group, whereas there is almost no change in the control group. As an example, the results of a study conducted in the schoolyear 2019/2020 are shown in figure 5. Detailed results of the study from 2018/2019 can be found in the publication of the validation of the DPAS test (Aschauer *et al.*, 2022).

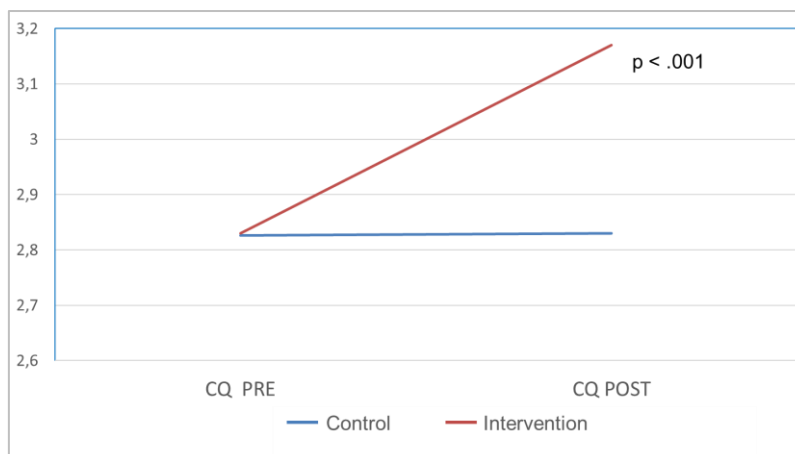


FIGURE 5: CQ SCORES AT PRE- AND POST-TEST IN THE CONTROL (N=283) AND INTERVENTION (N = 287) GROUP

The remarkable aspect is that this significant increase already occurs with an average of about 10 interventions. To implement the FBL program successfully, it is therefore not necessary to completely change the usual way of teaching. In our experience, it is sufficient if FBL techniques are used in about 20% of the teaching time.

How do learners feel about it?

Several authors highlight the urgency of promoting scientific creativity, especially among gifted learners (e.g., Cevher et al. 2014; Kizkapan & Nacaroglu 2021; Kim, 2008; Stoltz et al., 2015). Above all, one reason should be mentioned in this context. A high IQ alone does not provide a satisfactory explanation for highly gifted performance, but the interaction between intelligence and creativity must be considered (Cropley, 1993). Divergent thinking, originality, creative personality traits and a stimulating environment play a central role (Stoltz et al., 2015; Cropley, 1993), especially for gifted underachievers (Kim, 2008). Regarding to divergent thinking findings of Cevher et al. (2014) are evidence for the need to foster mainly gifted learners' originality (the ability to produce unusual or unique ideas) and elaboration (the ability to adapt abstract ideas into realistic solution).

Also, the research to explore the impact of FBL for educating gifted learners is still ongoing, for several reasons we are convinced that our program can provide a great contribution in fostering gifted learners:

- First results of our FBL intervention studies indicate that although gifted learners had already higher CQ scores at the beginning, the FBL program nevertheless achieved a significant increase of the CQ. Thus, a saturation effect could not be detected.
- The program includes techniques that promote different aspects of creative thinking, strengthen creative personality traits, and consider the level of metacognition. In this way, both programs fulfil the call for a holistic approach in the support of gifted learners (Cropley, 1993).
- Gifted pupils exhibit exceptional intellectual capabilities and possess a deep curiosity about the world around them. Fostering their scientific creativity and giving them the chance to solve real challenges, like in the InFOCUS program, we empower them to explore new horizons, we enable them to tackle complex problems with confidence and ingenuity, and we empower them to become future innovators.

How do educators feel about it?

Educators who took part in the training activity in the Netherlands implemented techniques from the FLEX-BASED LEARNING programme in their school and also attended the evaluation. Of these seven educators, two evaluated two techniques from the FLEX-BASED LEARNING program, the others evaluated one technique each. There is therefore a total of nine responses. All the techniques used (Thinkflex, Woseco, Clustering and Flexperiment) were rated very highly. The question “How well has the implementation of the tool succeeded?” was answered five times with “extremely well” and four times with “somewhat well”. No specific stumbling blocks were mentioned. Of course, the learners first need to be familiarised with the techniques, and it is particularly important to explain why these types of tasks are useful, how the learners should work with them and what creative thinking style they encourage. As many studies have shown, metacognition plays a central role in the promotion of creative thinking.

The feedback is consistent with the feedback from the educators during the workshops. Here too, the techniques were rated very positively, especially the well-structured worksheets and the flexibility of the techniques, so that they can be adapted to individual circumstances.

Two of the educators also took part in our FLEX-BASED LEARNING in-service *teacher training program* and established the techniques at their schools. One of these educators also attended our INNOVATIVE FOCUS training course. There is a desire to implement both programs in their school and to become a “School of Creative Solutions”.

Finally, some exemplary feedback:

- "Some of the teams were great in finding new, unexpected ideas"
- "Increases motivation of the learners"
- "I will continue with different kinds of interventions, like thinkflex with I have also already experienced with to stimulate the fantasy and creativity of the learners!"
- "Great method"

More information

More information about the FBL program and the related in-service educator training courses, which are also offered for ERASMUS educators, can be found at: <https://www.school-creative-solutions.at/en/>

Elective Subject: Club of Creative Solutions – for Changemaker only

Introduction

The elective subject “Club of Creative Solutions” (CCS) is aimed at learners in the 9th and 12th grades and provides the opportunity to develop creative solutions for real challenges in the context of sustainability. The subject is based on the principles of the InFOCUS program and integrates innovative methods such as design thinking, bisociation, and work on real projects. The goal is to promote learners' creative competencies and empower them to actively shape a sustainable future.

Objectives of the Elective Subject

- Promote creative thinking and problem-solving skills.
- Develop projects within the context of the Sustainable Development Goals (SDGs).
- Strengthen teamwork, project management, and communication skills.
- Link scientific work with social engagement.
- Recognize and implement sustainable ideas to improve the school and local environment.

Core Tasks and Activities

1. **Be the Change – Creating Awareness**

Learners actively engage with the SDGs and analyze how their own actions can bring about change. They identify challenges in their environment and develop initial solution approaches.

2. **Creativity Techniques and Innovation Tools**

Various creativity techniques such as morphological analysis, stimulus word association, and design thinking are taught. These techniques serve as a foundation for developing innovative ideas. Learners learn to apply divergent thinking and develop original solutions.

3. **Teamwork and Project Management**

Learners work in teams on projects and learn the basics of project management – from time planning to resource management. Emphasis is placed on responsibility and self-organization.

4. **Communication and Presentation**

The ability to communicate with external partners (e.g., companies, NGOs) is enhanced through the use of communication tools, fundraising methods, and presentation techniques. Learners learn to present their projects convincingly and successfully market them.

5. **Prototyping and Practical Implementation**

A large part of the class is dedicated to developing and implementing a real project. From brainstorming to the finished prototype, learners work on sustainable solutions that can ideally be implemented directly. External partners and/or experts accompany the process.

Long-Term Vision

The Club of Creative Solutions (CCS) aims to empower learners to act as innovators and creative problem-solvers in the long term. By closely linking science, technology, and social engagement, a new awareness of their own ability to shape and take responsibility for a sustainable world is created.

[Download an example of a Biology Flex-Based Learning](#)

References

- Anderson, J. R. (2005). *Cognitive Psychology and Its Implications* (7th ed.). Worth Publishers.
- Arnold, M., & Millar, R. (1996). Learning the scientific “story”: A case study in the teaching and learning of elementary thermodynamics. *Science Education*, 80(3), 249–281. [https://doi.org/10.1002/\(sici\)1098-237x\(199606\)80:3<249::aid-sce1>3.0.co;2-e](https://doi.org/10.1002/(sici)1098-237x(199606)80:3<249::aid-sce1>3.0.co;2-e)
- Aschauer, W., Haim, K., & Weber, C. (2022). A contribution to scientific creativity: A validation study measuring divergent problem solving ability. *Creativity Research Journal*, 34(2), 195–212. <https://doi.org/10.1080/10400419.2021.1968656>
- Benedek, M., Jurisch, J., Koschutnig, K., Fink, A., & Beaty, R. E. (2020). Elements of creative thought: Investigating the cognitive and neural correlates of association and bi-association processes. *NeuroImage*, 210, 116586. <https://doi.org/10.1016/j.neuroimage.2020.116586>
- Benedek, Mathias; Fink, Andreas (2019): Toward a neurocognitive framework of creative cognition: the role of memory, attention, and cognitive control. In: *Current Opinion in Behavioral Sciences* 27, S. 116–122. <https://doi.org/10.1016/j.cobeha.2018.11.002>
- Cevher, A. H., Ertekin, P., & Koksall, M. S. (2014). Investigation of scientific creativity of eighth grade gifted students. *International Journal of Innovation, Creativity and Change*, 1(4), 1–8. https://www.ijicc.net/images/Vol1iss4/Cevher_et_al_paper.pdf
- Condell, J., Wade, J., Galway, L., McBride, M., Gormley, P., Brennan, J., & Somasundram, T. (2010). Problem solving techniques in cognitive science. *Artificial Intelligence Review*, 34(3), 221–234. <https://doi.org/10.1007/s10462-010-9171-0>
- Cropley, A. J. (1993). Giftedness and School: New Issues and Challenges. *International Journal of Educational Research*, 19(1), 1–98. [https://doi.org/10.1016/0883-0355\(93\)90018-F](https://doi.org/10.1016/0883-0355(93)90018-F)
- Dunker, K. (1945). On problem-solving. *Psychological Monographs*, 58(5), i–113. <https://doi.org/10.1037/h0093599>
- Feist, G. J. (2010). The Function of Personality in Creativity: The Nature and Nurture of the Creative Personality. In J. C. Kaufman & R. J. Sternberg (Eds.), *The Cambridge Handbook of Creativity* (pp. 113–130). Cambridge university press. <https://doi.org/10.1017/CBO9780511763205>
- Guilford, J. P. (1956). The structure of intellect. *Psychological Bulletin*, 53(4), 267–293. <https://doi.org/10.1037/h0040755>
- Hadzigeorgiou, Yannis; Fokialis, Persa; Kabouropoulou, Mary (2012): Thinking about Creativity in Science Education. In: *Creative Education*, 03(5), 603–611. <http://dx.doi.org/10.4236/ce.2012.35089>
- Haim, K., & Aschauer, W. (2022). Fostering Scientific Creativity in the Classroom: The Concept of Flex-Based Learning. *International Journal of Learning, Teaching and Educational Research*, 21(3), 196–230. <https://doi.org/10.26803/ijlter.21.3.11>
- Hu, Weiping, & Adey, Philip (2002): A scientific creativity test for secondary school students. In: *International Journal of Science Education* 24 (4), 389–403. <https://doi.org/10.1080/09500690110098912>
- Huang, P.-S., Peng, S.-L., Chen, H.-C., Tseng, L.-C., & Hsu, L.-C. (2017). The relative influences of domain knowledge and domain-general divergent thinking on scientific creativity and mathematical creativity. *Thinking Skills and Creativity*, 25, 1–9. <https://doi.org/10.1016/j.tsc.2017.06.001>
- Kaufman, J. C., Plucker, J. A., & Baer, J. (2008). *Essentials of Creativity Assessment*. John Wiley & Sons, Inc.
- Kim, K. H. (2008). Underachievement and creativity: Are gifted underachievers highly creative? *Creativity Research Journal*, 20(2), 234–242. <https://doi.org/10.1080/10400410802060232>
- Kind, P. M., & Kind, V. (2007). Creativity in science education: Perspectives and challenges for developing school science. *Studies in Science Education*, 43(1), 1–37. <https://doi.org/10.1080/03057260708560225>

Kizkapan, O., & Nacaroglu, O. (2021). An examination of relationship between gifted students' scientific creativity and science-based entrepreneurship tendencies. *Malaysian Online Journal of Educational Sciences*, 9(1), 1-13. <http://ijie.um.edu.my/index.php/MOJES/article/view/28213>

Koestler, A. (1964). *The Act of Creation*. Hutchinson & Co.

Kozbelt, A., Beghetto, R. A., & Runco, M. A. (2010). Theories of Creativity. In J. C. Kaufman & R. J. Sternberg (Eds.), *The Cambridge Handbook of Creativity* (pp. 20–47). Cambridge university press. <https://doi.org/10.1017/CBO9780511763205>

Lyman, Frank T. JR. (1981). The Responsive Classroom Discussion: The Inclusion of All Students. In A. S. Anderson (Ed.), *Mainstreaming Digest: A Collection of Faculty and Student Papers* (pp. 109–113). University of Maryland.

Marope, M., Griffin, P., & Gallagher, C. (2017). Future competences and the future of curriculum. http://www.ibe.unesco.org/sites/default/files/resources/future_competences_and_the_future_of_curriculum.pdf

McAuley, E., Duncan, T., & Tammen, V. V. (1989). Psychometric properties of the Intrinsic Motivation Inventory in a competitive sport setting: A confirmatory factor analysis. *Research quarterly for exercise and sport*, 60(1), 48-58. <https://doi.org/10.1080/02701367.1989.10607413>

Pacheco, C. S., & Herrera, C. I. (2021). A conceptual proposal and operational definitions of the cognitive processes of complex thinking. *Thinking Skills and Creativity*, 39, 100794. <https://doi.org/10.1016/j.tsc.2021.100794>

Partnership for 21st Century Skills (2015): Framework for 21st Century Learning https://www.marietta.edu/sites/default/files/documents/21st_century_skills_standards_book_2.pdf

Runco, M. A. (1999). Divergent Thinking. In M. A. Runco & S. R. Pritzker (Eds.), *Encyclopedia of Creativity Vol. 1* (Vol. 1, pp. 577–582). Academic Press.

Runco, M. A. (2004). Creativity. *Annual Review of Psychology*, 55(1), 657–687. <https://doi.org/10.1146/annurev.psych.55.090902.141502>

Runco, M. A., & Acar, S. (2012). Divergent Thinking as an Indicator of Creative Potential. *Creativity Research Journal*, 24(1), 66–75. <https://doi.org/10.1080/10400419.2012.652929>

Selby, E. C., Shaw, E. J., & Houtz, J. C. (2005). The Creative Personality. *Gifted Child Quarterly*, 49(4), 300–314. <https://doi.org/10.1177/001698620504900404>

Snyder, A., Mitchell, J., Bossomaier, T., & Pallier, G. (2004). The creativity quotient: An objective scoring of ideational fluency. *Creativity Research Journal*, 16(4), 415–419. <https://doi.org/10.1080/10400410409534552>

Taylor, M. (2011). Imagination. In M. A. Runco & S. R. Pritzker (Eds.), *Encyclopedia of creativity* (2nd ed., Vol. 1, 637-643). Academic Press/Elsevier.

Van de Kamp, M.-T., Admiraal, W., van Drie, J., & Rijlaarsdam, G. (2015). Enhancing divergent thinking in visual arts education: Effects of explicit instruction of meta-cognition. *British Journal of Educational Psychology*, 85(1), 47–58. <https://doi.org/10.1111/bjep.12061>

Ward, T. B., Smith, S. M., & Vaid, J. (1997). Conceptual structures and processes in creative thought. In T. B. Ward, S. M. Smith, & J. Vaid (Eds.), *Creative Thought: An investigation of conceptual structures and processes* (pp. 1–27). American Psychological Association. <https://doi.org/10.1037/10227-000>